

Sam Books

Assembly Instructions

Figure A


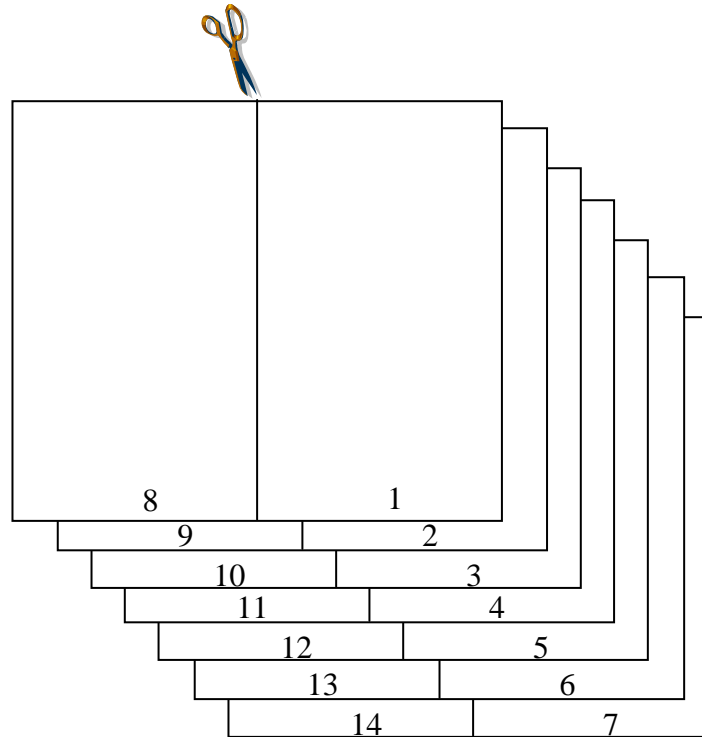


Figure B



1. Print a collated copy of the "Sam Book".
2. Separate and fold the cover on the dotted line (Figure A).
3. Stack the remaining pages on top of each other and cut them together on the solid black line (Figure B).
4. Put the pages in order, and staple them inside the cover.

Questions:

1. Where does Nat the Baby Kangaroo sit? (Page 1)
2. What happened to Nat? (Page 2)
3. Who does Mama Kangaroo meet? (Page 5)
4. How does Mama Kangaroo feel when she discovers that her baby is missing? (Page 9)
5. Why is Mama Kangaroo happy? (Page 14)

New Word(s):

fit Nat



SWRL

GINN AND COMPANY
A XEROX EDUCATION COMPANY

© 1972 by Southwest Regional Laboratory for Educational Research and Development.
Copyright is claimed through December 31, 1977. Thereafter all portions of this work covered by this copyright will be in the public domain.

Sam Books


Nat Sits



Book 14



"See that!
Nat fell."



"See Nat.
Nat sits.
Nat fits."



"Sam, will I see Nat?"




Nat fell.




"See Sis.
Is that Nat with Sis?"



"We will meet Sam."




"That is Nat!
That is Nat with Sis."



"Sam will see Nat and me."



"Nat will sit.
Nat will fit."




"Meet me.
I am Sam."



"See that!
Nat sits and fits."



"Meet Nat.
Nat sits.
Nat fits."



"This is Nat.
See Nat and me."



"Nat! Nat!
Nat sits in this.
Nat fits in this."