

Sam Books

Assembly Instructions

Figure A


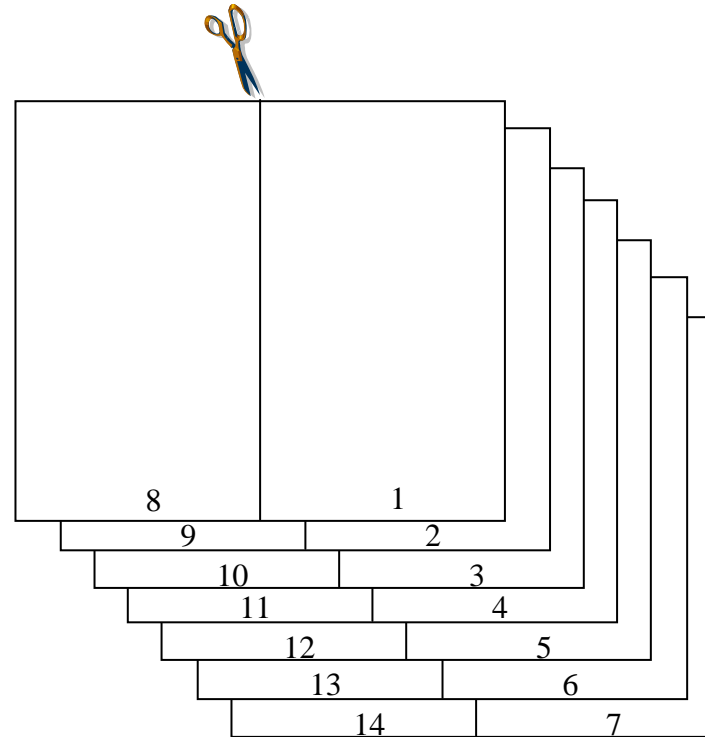


Figure B



1. Print a collated copy of the "Sam Book".
2. Separate and fold the cover on the dotted line (Figure A).
3. Stack the remaining pages on top of each other and cut them together on the solid black line (Figure B).
4. Put the pages in order, and staple them inside the cover.

Questions:

1. What is Mat building? (Page 1)
2. Who comes with Mat when he tries out his boat in the water? (Page 6)
3. What happens when Sam tries to sit in the boat? (Page 7)
4. Why are Sam and Mat fighting? (Page 9)
5. How do Sam and Mt solve their problem? (Page 12)

New Word(s):

sat



SWRL

GINN AND COMPANY
A XEROX EDUCATION COMPANY


© 1972 by Southwest Regional Laboratory for Educational Research and Development.
Copyright is claimed through December 31, 1977. Thereafter all portions of this work covered by
this copyright will be in the public domain.

Sam Books

Sam Sat



Book 7



See Mat. See Sam.




"I sit in it."



"I sit in it."
"I sit in it."



"Sit in it, Mat!"
"Sit in it."




Mat sat in it.
Sam sat in it.



"I sat in it."



"I am Sam. I sit in it.
Sit on me, Mat."



"I see it on Mat."



Sam sat in it.
Mat sat on Sam.




Mat sat in it.




Sam sits in it.



"See me sit in it."



Draw a picture of Sam in the canoe.



Sam sat in it.