

# Sam Books

## Assembly Instructions

Figure A


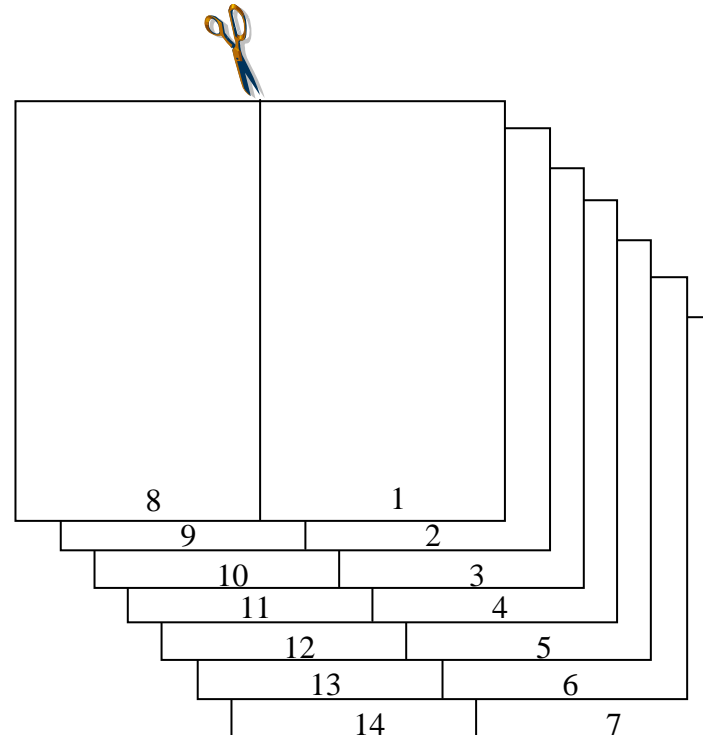


Figure B



1. Print a collated copy of the "Sam Book".
2. Separate and fold the cover on the dotted line (Figure A).
3. Stack the remaining pages on top of each other and cut them together on the solid black line (Figure B).
4. Put the pages in order, and staple them inside the cover.

### Questions:

1. Why is Sid mad at Mat? (Page 3)
2. What does Sid do to Mat? (Page 8)
3. What does Mat finally do to get Sid to move? (Page 12)
4. What happens to Sid and Mat? (Page 13)
5. Who is mad now? Why? (Page 14)

### New Word(s):

at      Sid




**SWRL**

**GINN AND COMPANY**  
A XEROX EDUCATION COMPANY


© 1972 by Southwest Regional Laboratory for Educational Research and Development.  
Copyright is claimed through December 31, 1977. Thereafter all portions of this work covered by  
this copyright will be in the public domain.

**Sam Books**


# Sid



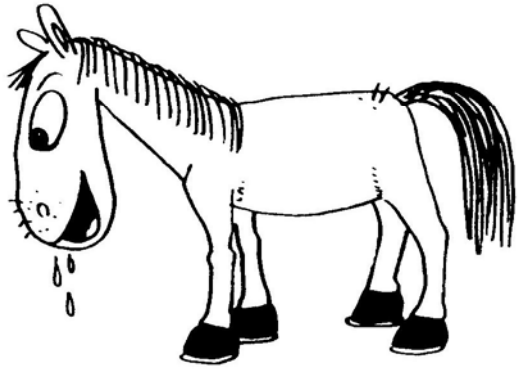
**Book 10**





See that.  
Sid is mad at Mat.




Mat meets Sid.




"Sid, see this!"




Sid sees Mat, and Mat sees  
Sid.




"See me, Sid! See me!"




Is Sid mad at Mat?




Mat is on Sid.  
Sid sees that.



See that.  
Sid is mad at Mat.




Sid sees it!



"Mat sat.  
Is Mat mad at me?"



Sid!  
Mat!




"It is me!  
See me, Sid?"





Mat is mad at Sid.  
Is Sid mad?



Sid sees Mat sit.