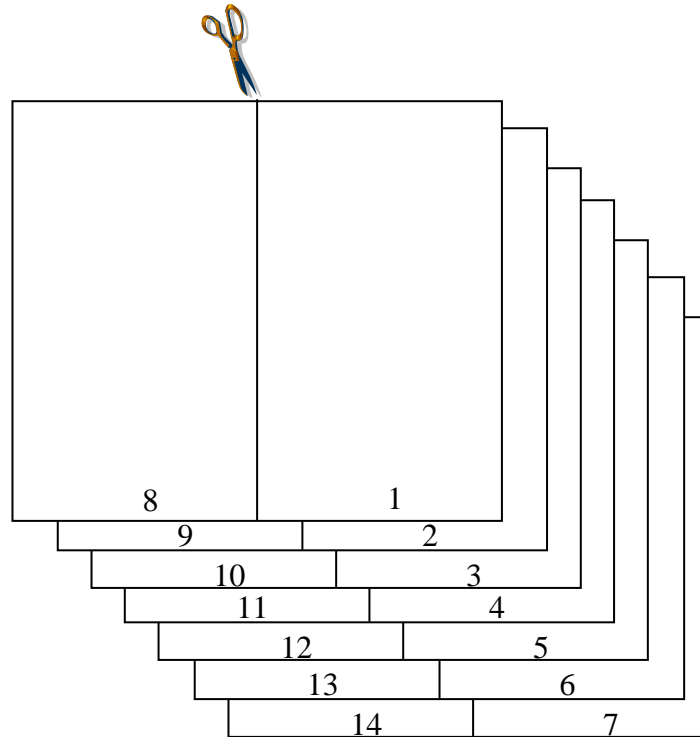


Sam Books Assembly Instructions

Figure A



Figure B



1. Print a collated copy of the "Sam Book".
2. Separate and fold the cover on the dotted line (Figure A).
3. Stack the remaining pages on top of each other and cut them together on the solid black line (Figure B).
4. Put the pages in order, and staple them inside the cover.

Questions:

1. What do the animals want to do?
(Page 1)
2. Which animals do get into the tree house? (Page 6)
3. Which animal is too heavy and breaks the tree house? (Page 7)
4. Who do the animals blame for the mess? (Page 11)
5. How does Sid make everyone happy? (Page 13)

New Word(s):

fell mess



SWRL

GINN AND COMPANY
A XEROX EDUCATION COMPANY

© 1972 by Southwest Regional Laboratory for Educational Research and Development.
Copyright is claimed through December 31, 1977. Thereafter all portions of this work covered by
this copyright will be in the public domain.

Sam Books

Sid and the Mess




Book 12



Mit and Mat fell on Sid.
A mess fell on Sid.



"We will sit in that."



Sis and Nan fell in the mess.



Mat fell.



"I fell.
I am a mess."



"Will Mat sit in that?
Will Nan sit with Mat?"



"We fell.
See that mess."




Nan sits with Mat.
Will Mit sit in that?



"It is a mess."




Mit sits with Nan and Mat.
Will Sis sit in that?



"See Sid with it.
We sit in it."



"We sit in it.
Will Sid sit in it?"



Draw a picture of Sid.



Sid fell.