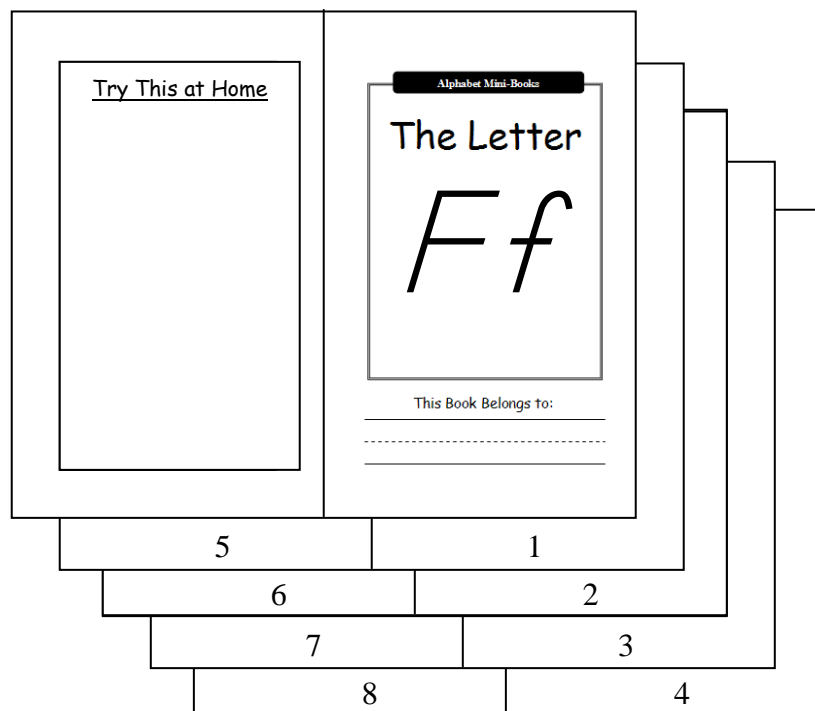


# Alphabet Mini-Books Assembly Instructions

Figure A



1. Print a collated copy of the alphabet mini-book for each student (Figure A).

Figure B


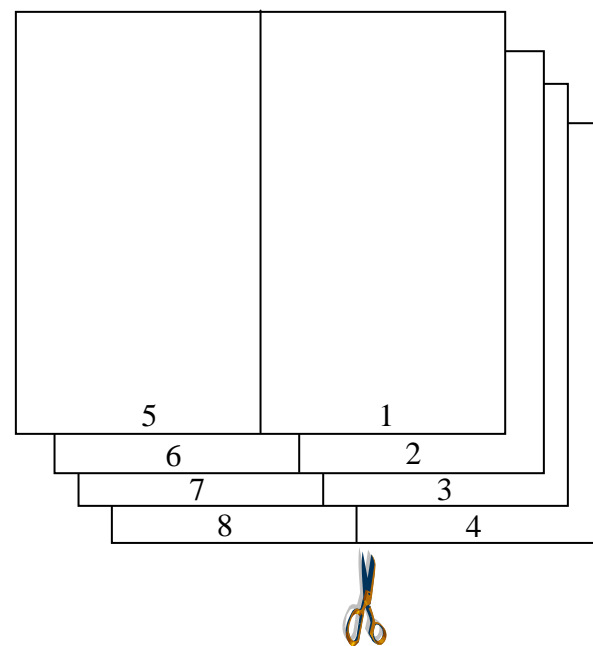


Figure C



2. Fold the cover on the dotted line (Figure B).
3. Stack the other four pages on top of each other and cut on the solid black line. (Figure C).
4. Put the pages in order, and staple them inside the cover.

## Try This at Home

1. Finish coloring your Alphabet Mini-Book.
2. Cut out pictures from a magazine that begin with the letter "Ff." Glue the pictures to a piece of paper to make a collage.
3. Glue sand to the letters on page 1. Let it dry. Then practice tracing the letter "Ff" with your finger.
4. Practice writing the letter "Ff" on page 4.
5. Find and circle all the words that begin with the letter "Ff" in this book.
6. Read your Alphabet Mini-Book aloud to an adult.
7. Practice writing the letter "Ff" in shaving cream.
8. Practice writing the letter "Ff" in a tray of salt.
9. Make the letter "Ff" out of playdough.
10. Write the letter "Ff" on a blank piece of paper. Glue "Fruit Loops" on the letter "Ff."
11. Use water and a paintbrush to "paint" the letter "Ff" outside on the concrete.

## Alphabet Mini-Books

# The Letter

A large, bold, black graphic of the uppercase letter 'F' and the lowercase letter 'f'. The 'F' is a simple, blocky font. The 'f' is a cursive-style font with a curved top and a small loop at the end of its stem.

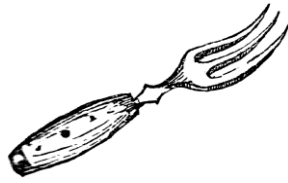


This Book Belongs to:

---

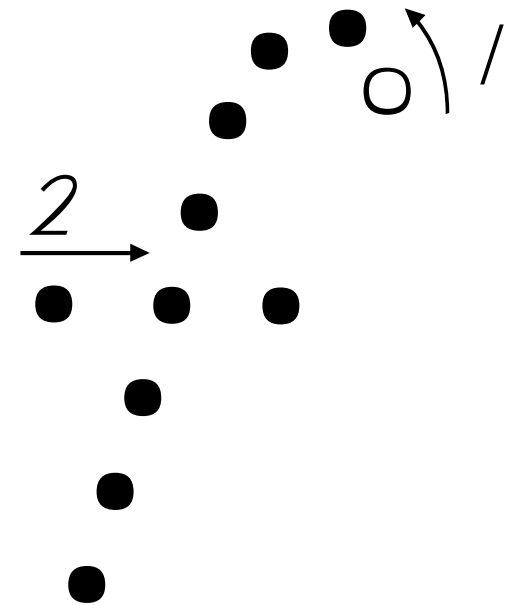
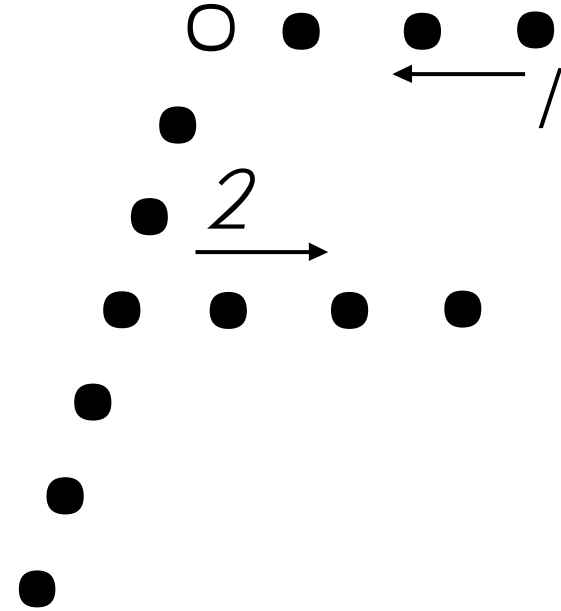
---

---

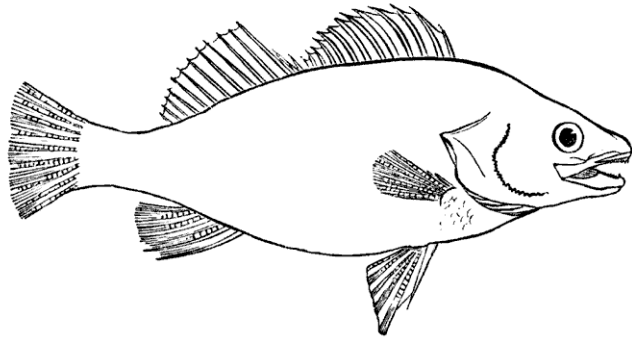
**Directions:** Cut out the pictures on the solid black lines. Glue the two pictures that *begin* with the letter “Ff” in the spots below.



**Directions:** Use your index finger to trace the letters below. Start on the white dot.



**Directions:** Read the sentences below. Color the pictures.



*Fran's fish is floating fine.*



*Frogs like fresh flies.*

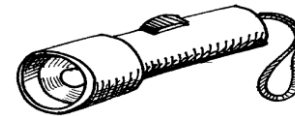
**Directions:** Trace over the letter "Ff" with your pencil. Say the words aloud. Color the pictures.



*Feather*



*four*




*Flashlight*




*finger*

**Directions:** Read the sentences below. Color the pictures.

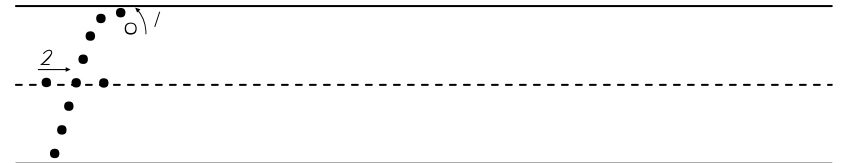



*I have fancy flowers.*



*She said it was Frank's fence.*

**Directions:** Draw a picture of something that begins with the letter "Ff" in the box below. Then write the word below the picture.



# Alphabet Recipe



F is for Fresh Fruit Salad

1. Cut up fresh fruit (in season).
2. Mix fruit together in a large bowl.
3. Refrigerate and serve cold.

# Silly Alphabet Rhyme

Fancy Fish, feeling fine,  
Floating in the tank of mine.

**Directions:** Trace on the dotted letters with a pencil.

