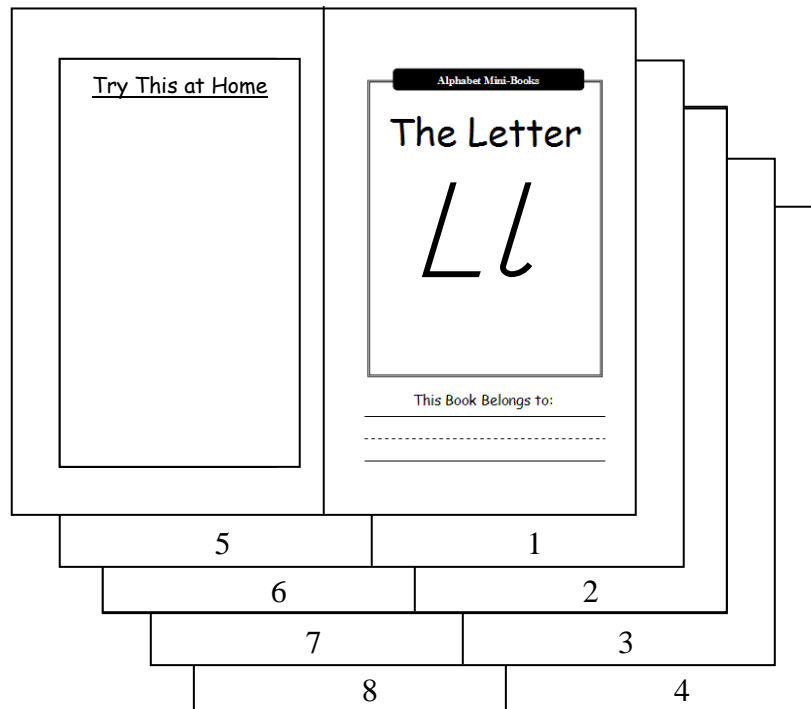


# Alphabet Mini-Books Assembly Instructions

Figure A



1. Print a collated copy of the alphabet mini-book for each student (Figure A).

Figure B


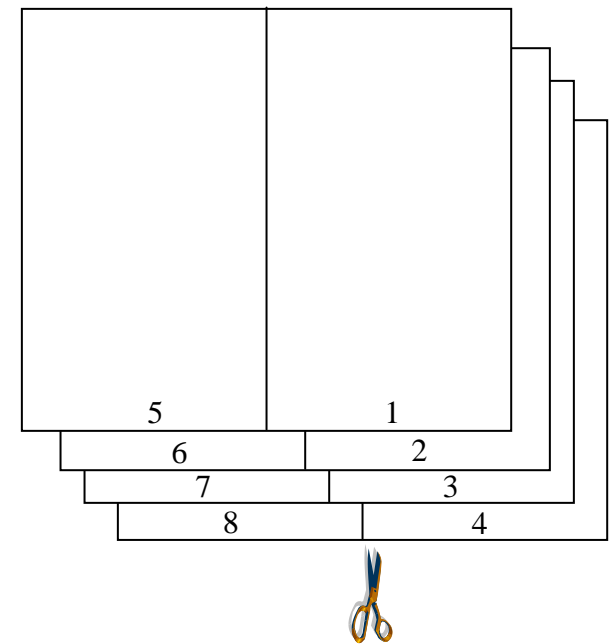


Figure C



2. Fold the cover on the dotted line (Figure B).
3. Stack the other four pages on top of each other and cut on the solid black line. (Figure C).
4. Put the pages in order, and staple them inside the cover.

## Try This at Home

1. Finish coloring your Alphabet Mini-Book.
2. Cut out pictures from a magazine that begin with the letter "Ll." Glue the pictures to a piece of paper to make a collage.
3. Glue sand to the letters on page 1. Let it dry. Then practice tracing the letter "Ll" with your finger.
4. Practice writing the letter "Ll" on page 4.
5. Find and circle all the words that begin with the letter "Ll" in this book.
6. Read your Alphabet Mini-Book aloud to an adult.
7. Practice writing the letter "Ll" in shaving cream.
8. Practice writing the letter "Ll" in a tray of salt.
9. Make the letter "Ll" out of playdough.
10. Write the letter "Ll" on a blank piece of paper. Glue "Life" cereal on the letter "Ll."
11. Use water and a paintbrush to "paint" the letter "Ll" outside on the concrete.

## Alphabet Mini-Books

# The Letter






This Book Belongs to:

---



---

---

**Directions:** Cut out the pictures on the solid black lines. Glue the two pictures that *begin* with the letter “Ll” in the spots below.




**Directions:** Use your index finger to trace the letters below. Start on the white dot.



**Directions:** Read the sentences below. Color the pictures.



*Leo Lion likes lambs.*

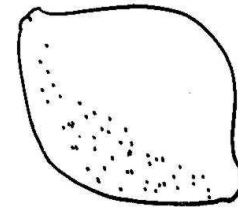


*Larry the lamb likes leaves.*

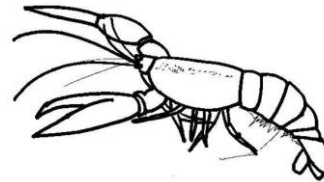
**Directions:** Trace over the letter “Ll” with your pencil. Say the words aloud. Color the pictures.




*Leaf*



*lemon*



*Lobster*



*log*

**Directions:** Read the sentences below. Color the pictures.

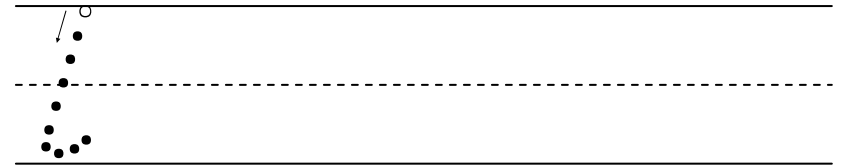



*Lester the leprechaun stands still.*



*Linda does the laundry.*

**Directions:** Draw a picture of something that begins with the letter “Ll” in the box below. Then write the word below the picture.



# Alphabet Recipe



L is for Lemonade

- 6 lemons
- 1 cup white sugar
- 6 cups cold water

1. Juice the lemons to make 1 cup of juice. To make your labor easier, FIRMLY roll the lemons between your hand and counter top before cutting in half and juicing.
2. In a gallon pitcher combine 1 cup lemon juice, 1 cup sugar, and 6 cups cold water. Stir. Adjust water to taste. Chill and serve over ice.

# Silly Alphabet Rhyme

Lion, Lion what do you see?  
I see leaping lizards landing near me.

**Directions:** Trace on the dotted letters with a pencil.

