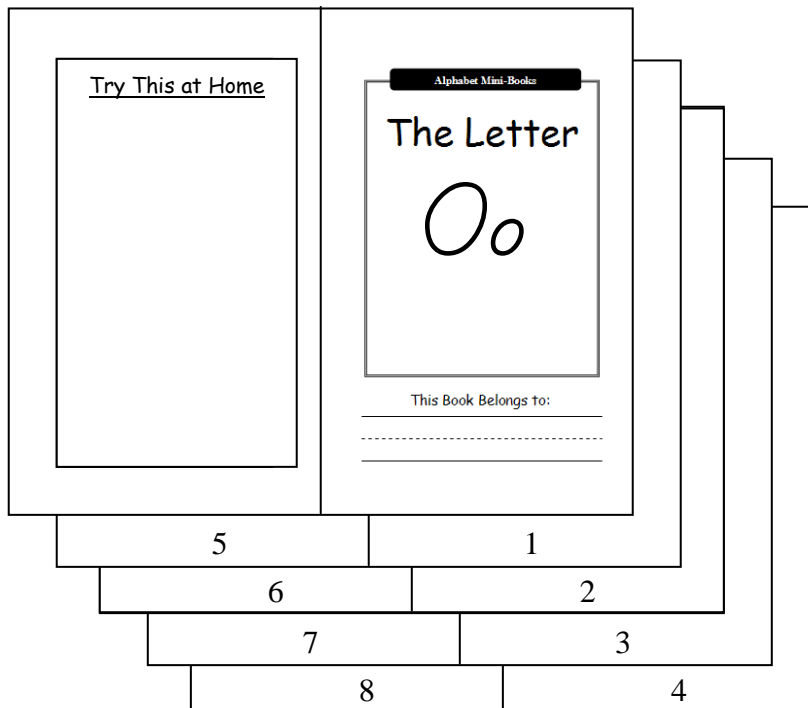


Alphabet Mini-Books Assembly Instructions

Figure A



1. Print a collated copy of the alphabet mini-book for each student (Figure A).

Figure B


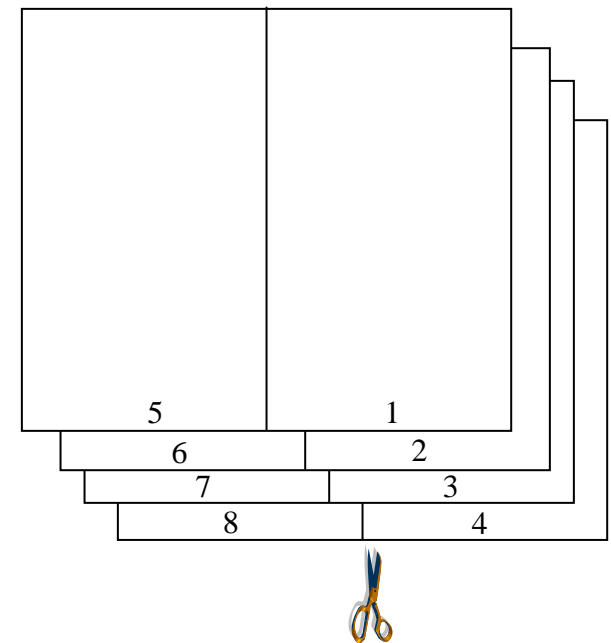


Figure C



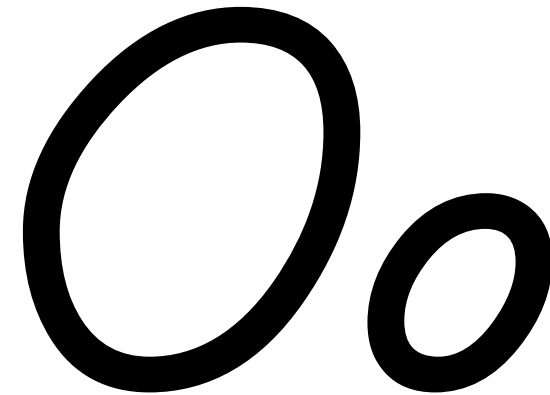
2. Fold the cover on the dotted line (Figure B).
3. Stack the other four pages on top of each other and cut on the solid black line. (Figure C).
4. Put the pages in order, and staple them inside the cover.

Try This at Home

1. Finish coloring your Alphabet Mini-Book.
2. Cut out pictures from a magazine that begin with the letter "Oo." Glue the pictures to a piece of paper to make a collage.
3. Glue sand to the letters on page 1. Let it dry. Then practice tracing the letter "Oo" with your finger.
4. Practice writing the letter "Oo" on page 4.
5. Find and circle all the words that begin with the letter "Oo" in this book.
6. Read your Alphabet Mini-Book aloud to an adult.
7. Practice writing the letter "Oo" in shaving cream.
8. Practice writing the letter "Oo" in a tray of salt.
9. Make the letter "Oo" out of playdough.
10. Write the letter "Oo" on a blank piece of paper. Glue dry oats on the letter "Oo."
11. Use water and a paintbrush to "paint" the letter "Oo" outside on the concrete.



Alphabet Mini-Books

The Letter

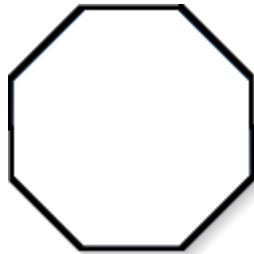


This Book Belongs to:



Directions: Cut out the pictures on the solid black lines. Glue the two pictures that *begin* with the letter “Oo” in the spots below.



5




Directions: Use your index finger to trace the letters below. Start on the white dot.

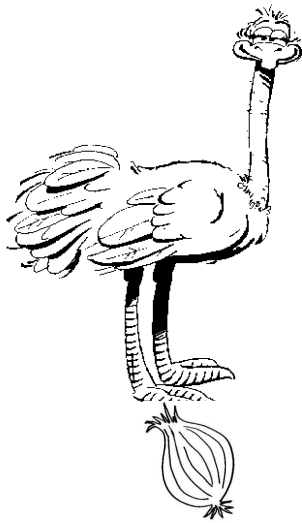


1

Directions: Read the sentences below. Color the pictures.

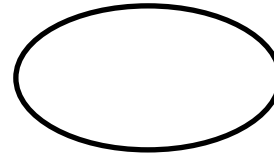


Ollie Octopus is in the ocean.



Ozzy Ostrich is on an onion.

Directions: Trace over the letter “Oo” with your pencil. Say the words aloud. Color the pictures.



Oval



officers



Onion




otter

Directions: Read the sentences below. Color the pictures.




Oscar is an odd ox.




This is an oval orange.

Directions: Draw a picture of something that begins with the letter “Oo” in the box below. Then write the word below the picture.



Alphabet Recipe



is for Oatmeal Cookies

- 1 stick butter
 - 2 cups sugar
 - $\frac{1}{2}$ cup cocoa
 - $\frac{1}{2}$ cup milk
 - 3 cups quick cooking oatmeal
 - $\frac{1}{2}$ cup peanut butter
 - $\frac{1}{2}$ cup chopped nuts
 - $\frac{1}{2}$ cup flaked coconut
 - 1 teaspoon vanilla
1. In a heavy saucepan, combine butter, sugar, cocoa, and milk. Heat until boiling. Then boil one more minute.
 2. Remove pan from heat and stir in remaining ingredients.
 3. Drop by teaspoonful onto wax or parchment paper and let stand in a cool, dry place until set.

Silly Alphabet Rhyme

Octopus, Octopus, on your own,
In the ocean all alone.

Directions: Trace on the dotted letters with a pencil.

