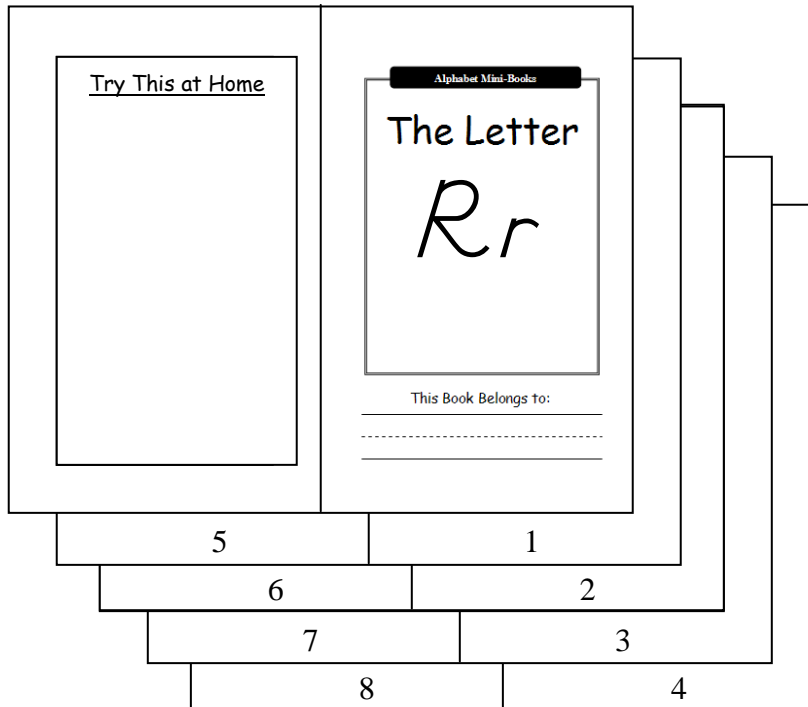


Alphabet Mini-Books Assembly Instructions

Figure A



1. Print a collated copy of the alphabet mini-book for each student (Figure A).

Figure B

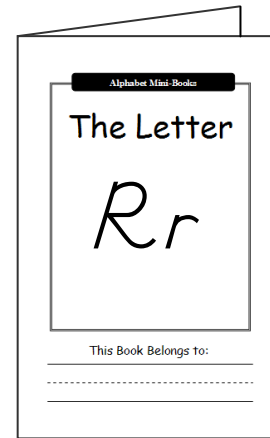
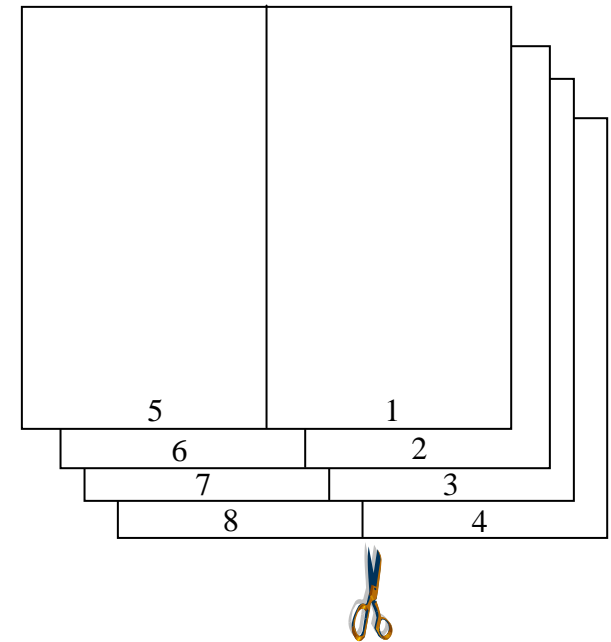


Figure C



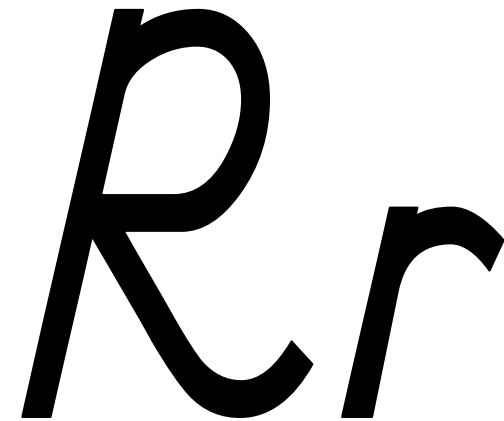
2. Fold the cover on the dotted line (Figure B).
3. Stack the other four pages on top of each other and cut on the solid black line. (Figure C).
4. Put the pages in order, and staple them inside the cover.

Try This at Home

1. Finish coloring your Alphabet Mini-Book.
2. Cut out pictures from a magazine that begin with the letter "Rr." Glue the pictures to a piece of paper to make a collage.
3. Glue sand to the letters on page 1. Let it dry. Then practice tracing the letter "Rr" with your finger.
4. Practice writing the letter "Rr" on page 4.
5. Find and circle all the words that begin with the letter "Rr" in this book.
6. Read your Alphabet Mini-Book aloud to an adult.
7. Practice writing the letter "Rr" in shaving cream.
8. Practice writing the letter "Rr" in a tray of salt.
9. Make the letter "Rr" out of playdough.
10. Write the letter "Rr" on a blank piece of paper. Glue rice on the letter "Rr."
11. Use water and a paintbrush to "paint" the letter "Rr" outside on the concrete.



Alphabet Mini-Books

The Letter

A large, bold, black serif letter 'R' is positioned to the left of a smaller, bold, black cursive letter 'r'. Both letters are centered vertically within the page.

This Book Belongs to:

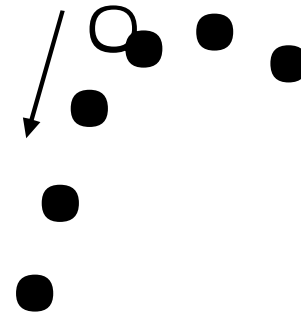

Directions: Cut out the pictures on the solid black lines. Glue the two pictures that *begin* with the letter “Rr” in the spots below.



5




Directions: Use your index finger to trace the letters below. Start on the white dot.



1

Directions: Read the sentences below. Color the pictures.




The raccoon is ready to hunt.




Rafting is fun on a river.


Directions: Trace over the letter “Rr” with your pencil. Say the words aloud. Color the pictures.




Rainbow



ring

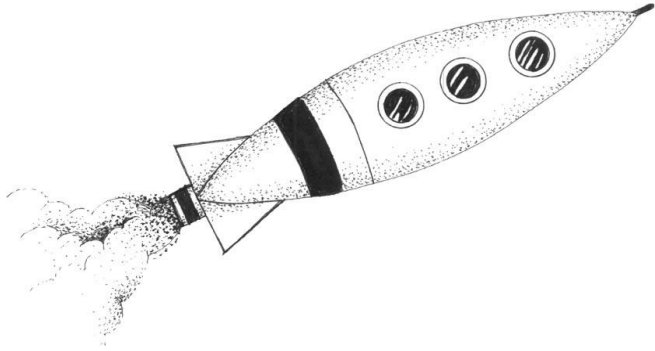


Robot




rose

Directions: Read the sentences below. Color the pictures.




The red rocket races.



Rabbits read really fast.

Directions: Draw a picture of something that begins with the letter “Rr” in the box below. Then write the word below the picture.



78

Alphabet Recipe



is for Raisin Salad

- 3 cups shredded carrots
- 1/4 plus 1 tablespoon mayonnaise
- 1/2 cup raisins
- 1 teaspoon lemon juice
- 1/4 cup toasted, slivered almonds

Combine shredded carrots and raisins in medium bowl. Add mayo and mix well. Stir in toasted almonds. Mix in lemon juice and refrigerate for 2-3 hours prior to serving.

Silly Alphabet Rhyme

Rooster, Rooster, what do you eat,
Raisins, rabbits or really good treats?

Directions: Trace on the dotted letters with a pencil.

