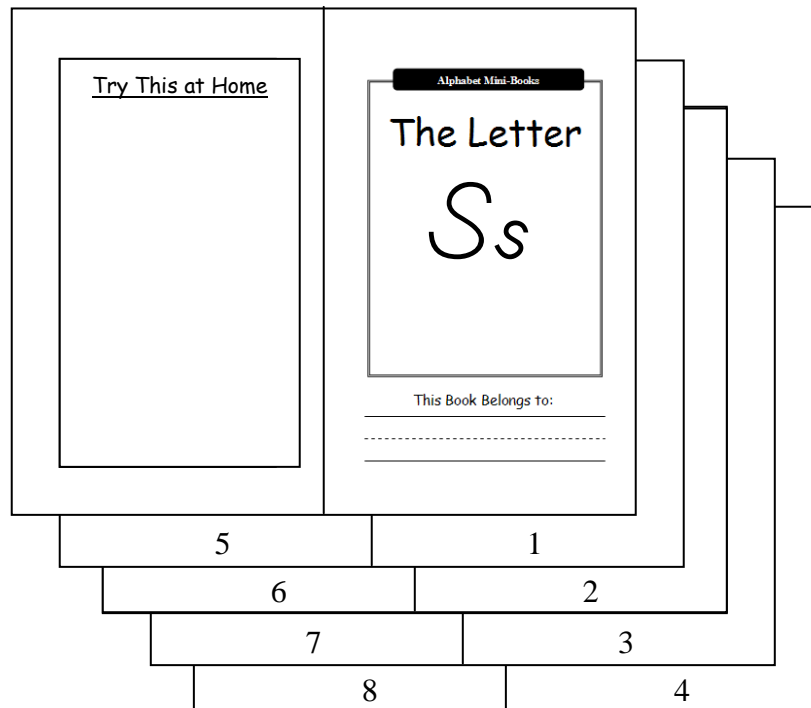


Alphabet Mini-Books Assembly Instructions

Figure A



1. Print a collated copy of the alphabet mini-book for each student (Figure A).

Figure B

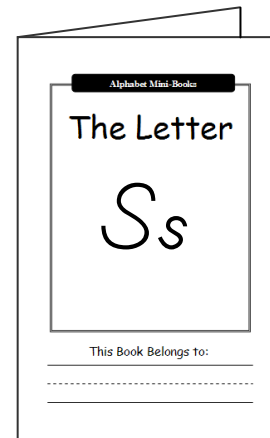
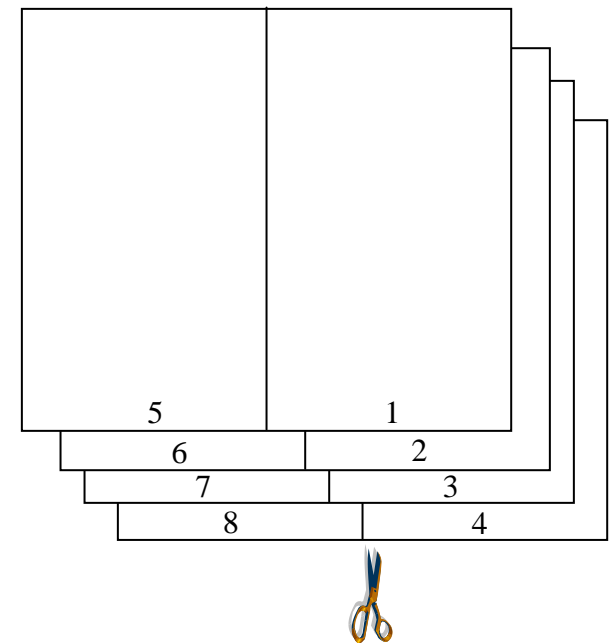


Figure C



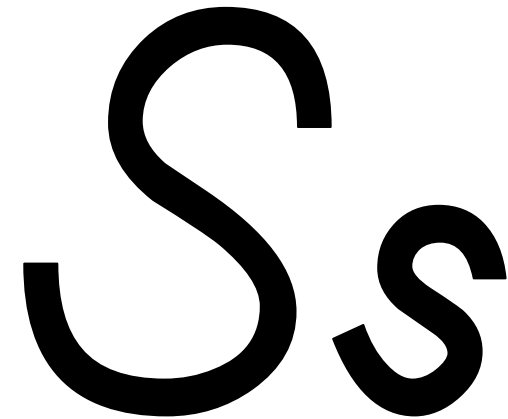
2. Fold the cover on the dotted line (Figure B).
3. Stack the other four pages on top of each other and cut on the solid black line. (Figure C).
4. Put the pages in order, and staple them inside the cover.

Try This at Home

1. Finish coloring your Alphabet Mini-Book.
2. Cut out pictures from a magazine that begin with the letter "Ss." Glue the pictures to a piece of paper to make a collage.
3. Glue sand to the letters on page 1. Let it dry. Then practice tracing the letter "Ss" with your finger.
4. Practice writing the letter "Ss" on page 4.
5. Find and circle all the words that begin with the letter "Ss" in this book.
6. Read your Alphabet Mini-Book aloud to an adult.
7. Practice writing the letter "Ss" in shaving cream.
8. Practice writing the letter "Ss" in a tray of salt.
9. Make the letter "Ss" out of playdough.
10. Write the letter "Ss" on a blank piece of paper. Glue sand on the letter "Ss."
11. Use water and a paintbrush to "paint" the letter "Ss" outside on the concrete.



Alphabet Mini-Books

The Letter




This Book Belongs to:

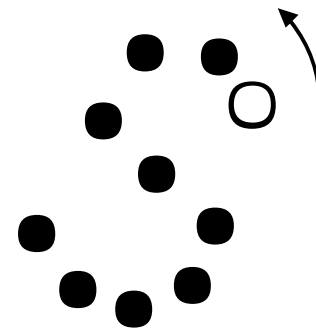

Directions: Cut out the pictures on the solid black lines. Glue the two pictures that *begin* with the letter “Ss” in the spots below.



5




Directions: Use your index finger to trace the letters below. Start on the white dot.



1

Directions: Read the sentences below. Color the pictures.



The snail is slow.




Scott is on his skateboard.


Directions: Trace over the letter “Ss” with your pencil. Say the words aloud. Color the pictures.




Socks



strawberries




Starfish

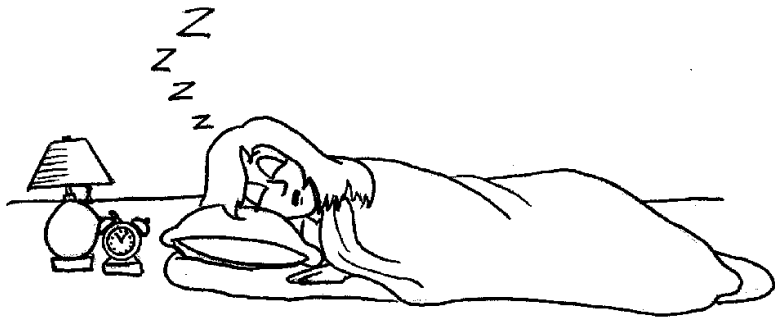


scorpion

Directions: Read the sentences below. Color the pictures.





Here is Sammy the Seal.



Sally sleeps soundly.

Directions: Draw a picture of something that begins with the letter "Ss" in the box below. Then write the word below the picture.





Alphabet Recipe



is for Slow Cooked Stew

- 2 zucchini chopped
- 1 bell pepper seeded and diced
- $\frac{1}{2}$ cup chopped onions
- 1 can (14.5 oz) of diced tomatoes
- 1 tablespoon tomato paste
- 2 cans (14 oz each) of garbanzo beans drained and rinsed
- $1\frac{1}{2}$ teaspoons dried leaf oregano
- Pepper and salt to taste
- 1 package cooked egg noodles

Combine all ingredients in a crock-pot and stir well.
Cook for 7-9 hours. Serve with hot cooked noodles.

Silly Alphabet Rhyme

Silly Seal, Silly Seal sitting in the sun,
Soaking up its rays and having so much fun!

Directions: Trace on the dotted letters with a pencil.

