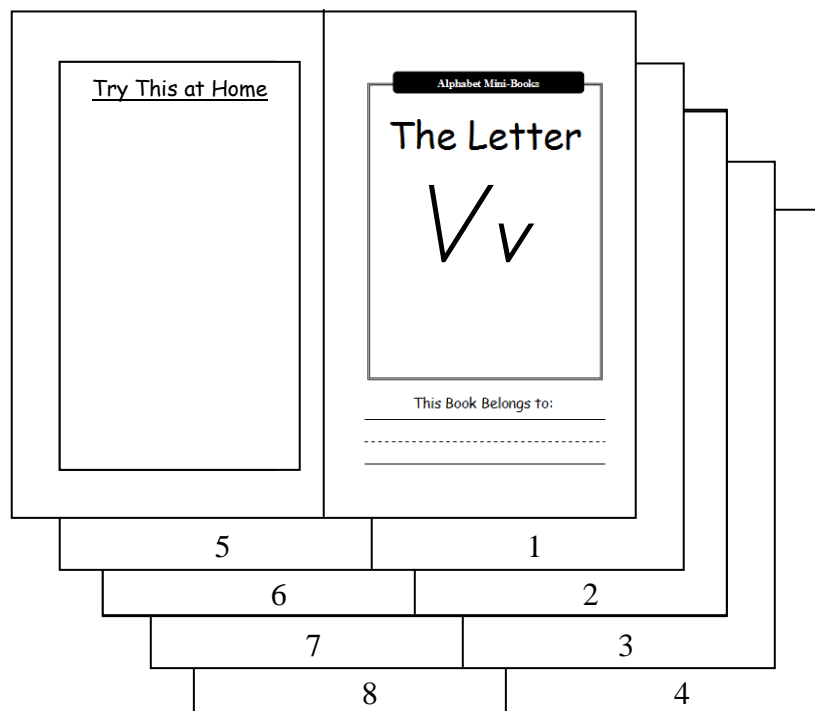


Alphabet Mini-Books Assembly Instructions

Figure A



1. Print a collated copy of the alphabet mini-book for each student (Figure A).

Figure B

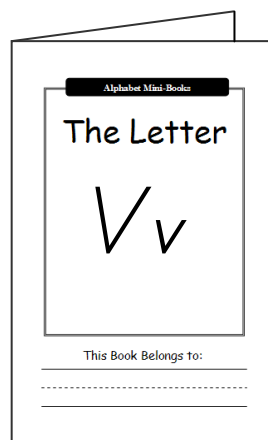
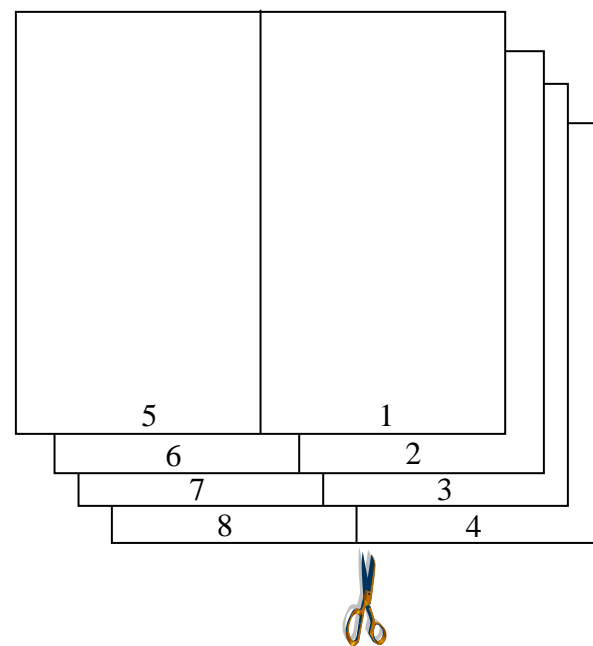


Figure C



2. Fold the cover on the dotted line (Figure B).
3. Stack the other four pages on top of each other and cut on the solid black line. (Figure C).
4. Put the pages in order, and staple them inside the cover.

Try This at Home

1. Finish coloring your Alphabet Mini-Book.
2. Cut out pictures from a magazine that begin with the letter "Vv." Glue the pictures to a piece of paper to make a collage.
3. Glue sand to the letters on page 1. Let it dry. Then practice tracing the letter "Vv" with your finger.
4. Practice writing the letter "Vv" on page 4.
5. Find and circle all the words that begin with the letter "Vv" in this book.
6. Read your Alphabet Mini-Book aloud to an adult.
7. Practice writing the letter "Vv" in shaving cream.
8. Practice writing the letter "Vv" in a tray of salt.
9. Make the letter "Vv" out of playdough.
10. Write the letter "Vv" on a blank piece of paper. Glue pieces of videotape on the letter "Vv."
11. Use water and a paintbrush to "paint" the letter "Vv" outside on the concrete.



Alphabet Mini-Books

The Letter



This Book Belongs to:

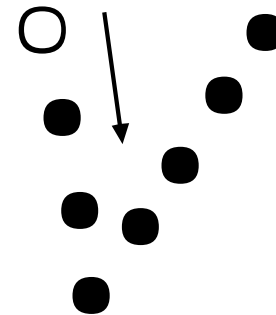
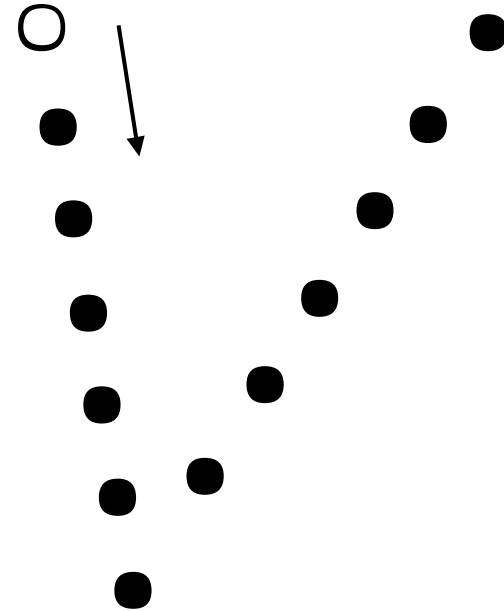
Directions: Cut out the pictures on the solid black lines. Glue the two pictures that *begin* with the letter “V” in the spots below.



5

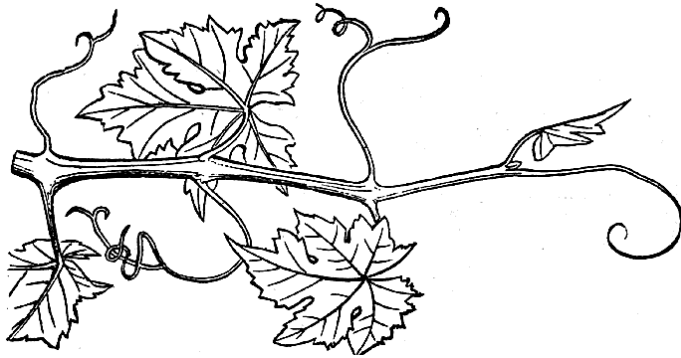


Directions: Use your index finger to trace the letters below. Start on the white dot.




1

Directions: Read the sentences below. Color the pictures.



This is a very big vine.



Val's van has bread in it.

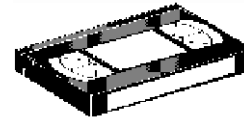
Directions: Trace over the letter "Vv" with your pencil. Say the words aloud. Color the pictures.



Vest



violin



Video tape



vase

Directions: Read the sentences below. Color the pictures.




This is Victor's volleyball.



I like vegetables as a snack.

Directions: Draw a picture of something that begins with the letter “Vv” in the box below. Then write the word below the picture.



Alphabet Recipe



is for Vegetable Soup

- 6 cups broth
- 2 cups frozen mixed vegetables
- $\frac{1}{2}$ cup chopped celery
- $\frac{1}{4}$ cup chopped onion
- $\frac{1}{4}$ teaspoon thyme leaves
- 1 bay leaf
- 2 cups alphabet macaroni
- salt and pepper

In a 4 quart sauce pan, combine broth, vegetables, celery, onion, thyme, and bay leaf. Bring to boil. Reduce heat and stir in macaroni. Simmer 12-15 minutes or until macaroni and vegetables are tender. Remove bay leaf. Add salt and pepper to taste.

Silly Alphabet Rhyme

Volcano, volcano, will you blow,
Ash or dirt or even snow?

Directions: Trace on the dotted letters with a pencil.

