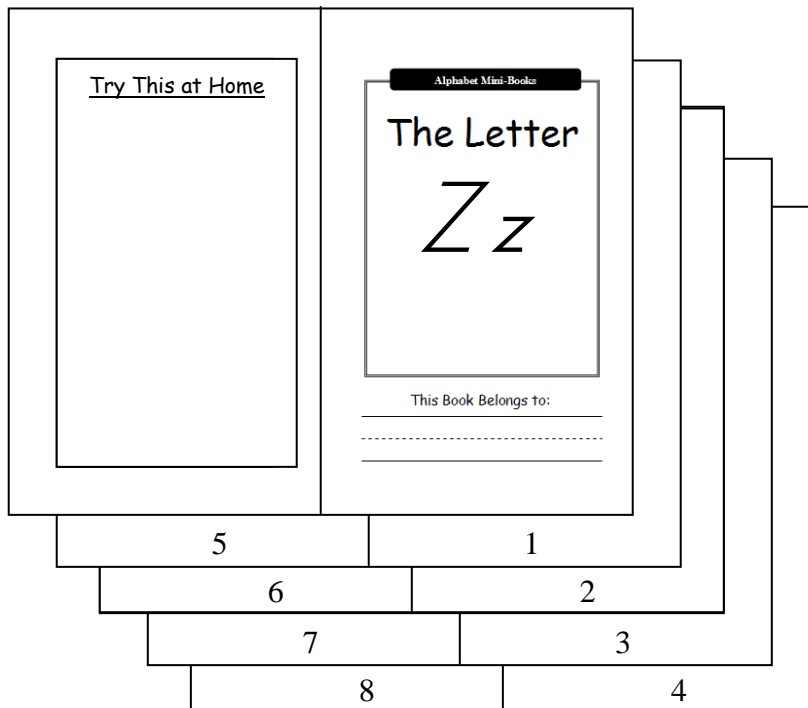


Alphabet Mini-Books Assembly Instructions

Figure A



1. Print a collated copy of the alphabet mini-book for each student (Figure A).

Figure B


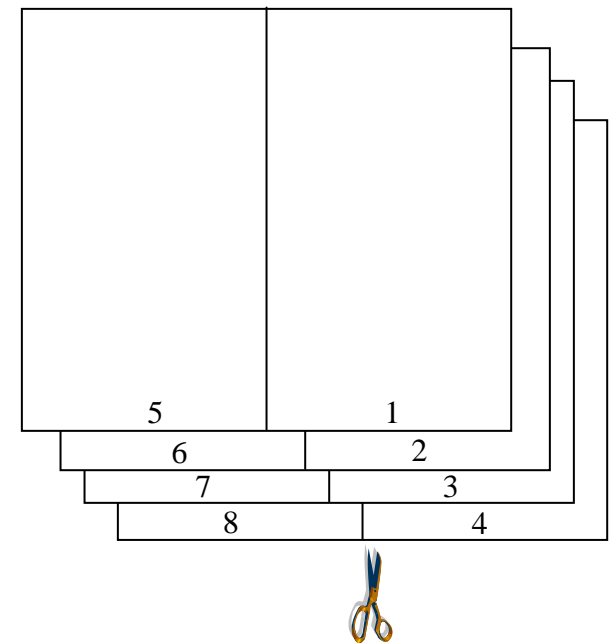


Figure C



2. Fold the cover on the dotted line (Figure B).
3. Stack the other four pages on top of each other and cut on the solid black line. (Figure C).
4. Put the pages in order, and staple them inside the cover.

Try This at Home

1. Finish coloring your Alphabet Mini-Book.
2. Cut out pictures from a magazine that begin with the letter "Zz." Glue the pictures to a piece of paper to make a collage.
3. Glue sand to the letters on page 1. Let it dry. Then practice tracing the letter "Zz" with your finger.
4. Practice writing the letter "Zz" on page 4.
5. Find and circle all the words that begin with the letter "Zz" in this book.
6. Read your Alphabet Mini-Book aloud to an adult.
7. Practice writing the letter "Zz" in shaving cream.
8. Practice writing the letter "Zz" in a tray of salt.
9. Make the letter "Zz" out of playdough.
10. Write the letter "Zz" on a blank piece of paper. Glue sand on the letter "Zz."
11. Use water and a paintbrush to "paint" the letter "Zz" outside on the concrete.



Alphabet Mini-Books

The Letter

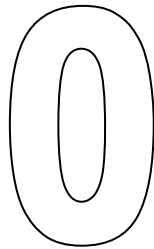
A large, bold, black outline of the uppercase letter 'Z' and the lowercase letter 'z' is centered on the page. The letters are designed for tracing and coloring.

This Book Belongs to:

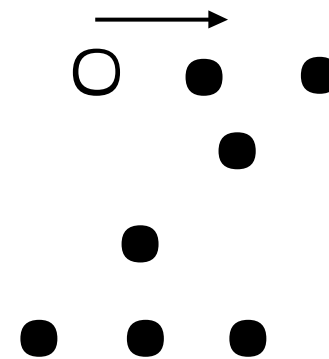
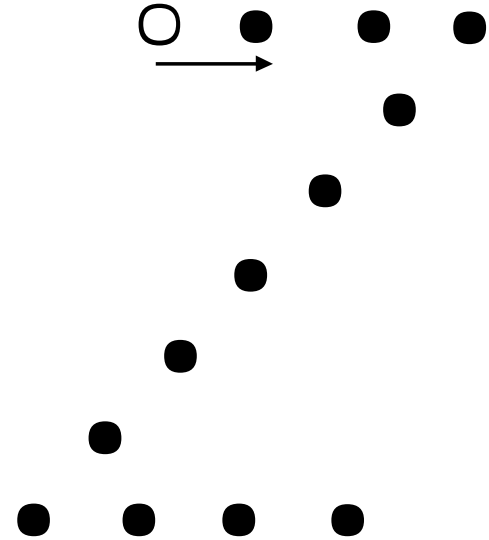
Directions: Cut out the pictures on the solid black lines. Glue the two pictures that *begin* with the letter “Zz” in the spots below.



5



Directions: Use your index finger to trace the letters below. Start on the white dot.



1

Directions: Read the sentences below. Color the pictures.



The zoo is fun for me.



Zack's zipper is down.

Directions: Trace over the letter “Zz” with your pencil. Say the words aloud. Color the pictures.



zebra

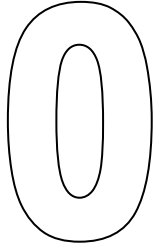


Zipper



ZOO

Directions: Read the sentences below. Color the pictures.

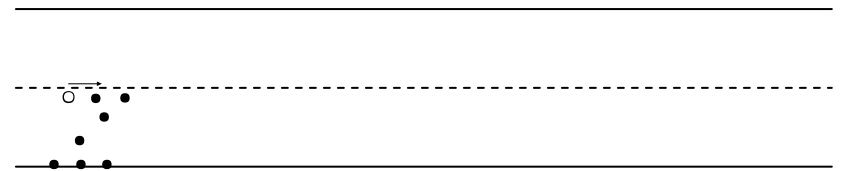



Here is the number zero.



The zebra zig-zags.

Directions: Draw a picture of something that begins with the letter “Zz” in the box below. Then write the word below the picture.



Alphabet Recipe

Z

is for Zesty Zucchini Muffins

- $\frac{1}{2}$ cup zucchini
- 1 egg
- 2 tablespoons oil
- $\frac{1}{4}$ cup honey
- $\frac{1}{4}$ teaspoon grated lemon peel
- $\frac{3}{4}$ cup flour
- $\frac{1}{2}$ teaspoon baking powder
- $\frac{1}{4}$ teaspoon salt
- $\frac{1}{4}$ teaspoon cinnamon

Grate zucchini. Add egg, oil, honey, grated lemon peel.
Add remaining ingredients. Put into muffin tin. Bake at
400 degrees for 20 minutes.

Silly Alphabet Rhyme

Zebra, Zebra black and white,
Zipping back and forth all night.

Directions: Trace on the dotted letters with a pencil.

