

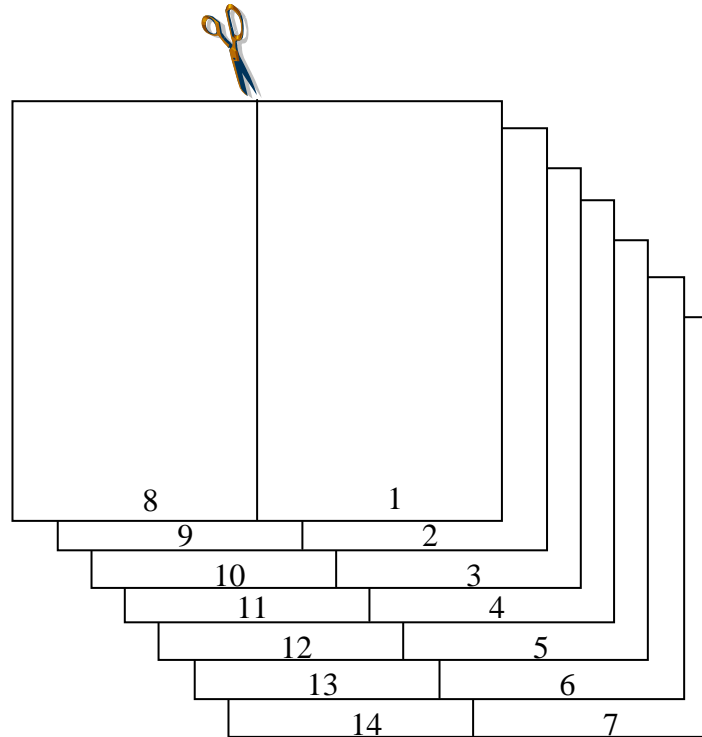
Sam Books

Assembly Instructions

Figure A



Figure B



1. Print a collated copy of the "Sam Book".
2. Separate and fold the cover on the dotted line (Figure A).
3. Stack the remaining pages on top of each other and cut them together on the solid black line (Figure B).
4. Put the pages in order, and staple them inside the cover.

Questions:

1. What are the animals doing together? (Page 1)
2. What do all of the other animals do except Ann? (pages 2-9)
3. How does Ann feel when Mat leaves her all alone in the boat? (Page 9)
4. What does the alligator want Ann to do? (Page 11)

New Word(s):

we will with



SWRL

GINN AND COMPANY
A XEROX EDUCATION COMPANY


© 1972 by Southwest Regional Laboratory for Educational Research and Development.
Copyright is claimed through December 31, 1977. Thereafter all portions of this work covered by this copyright will be in the public domain.

Sam Books

We Will See




Book 11




"I will sit in that.
Sit with me, Ann."



"We sit in it."




Mat is in it.
Ann is mad at Mat.



"We see Sis.
Will Sis sit in that?"



"I am mad. I will sit."



"We see Sis in it.
Will Mat sit in it with Sis?"




"Will Ann sit with me?"



"I see that.
I will sit in it.
Sit in it with me."



"We sit in it."




"I am in it.
Sit in it with me!"



Sit! Sit! Sit!
Sit in it.



"We see that.
Mit will sit on that."



Draw a picture of the
alligator.



"Sit with me, Mat."